

STOR-MORE® BULK STORAGE LOCKERS

Expanded Metal

SPECIFICATIONS



All-steel Stor-More® Bulk Storage Lockers provide sturdy, secure storage for tenants and businesses.

MIG-welded and prepunched for ease of installation. Units bolt to the floor and all hardware is included.

Panels 13 gauge steel mesh with 1½" openings.

Inner Door Frames 12 gauge steel 1½" x 1" angle .

Outer Door Frames 14 gauge steel 1½" x 1" channel.

Side panel frames 14 gauge 1¼" x 1¼" angle steel with horizontal reinforcement.

Doors Are prehung with transom. Height of door section is 90". Single Tier door section has three 2" x 2" steel pin butt hinges. Each Double Tier and Triple Tier door has two 2" x 2" steel pin butt hinges.

Single Tier Units have Drop-N-Lock™ two point contact with concealed drop-rod.

Double and Triple Tier Units Include 22 gauge galvanized sheet metal shelves, one padlock hasp and two door stops per door. Double Tier features one shelf; Triple Tier features two shelves.

Finish One dipped shop coat grey enamel (colors available), except galvanized components.

Options Top panel 1½" 13 gauge expanded metal with clips and 1¼" x 1¼" 14 gauge slotted angle.

Back panel sheet metal or 13 gauge expanded metal.

Bottom panel galvanized 22 gauge sheet metal.

Powder coating finish.

Warranty 5-year.

Solution Dynamics Inc

GSA: GS-07F-0370U

CCR Cage: 4BFN4

PH: 262-521-5730 FX: 262-521-5733

POC: Jackie Payne Email: Jackie@sodyinc.com

Single Tier Expanded Metal Stor-More® Bulk Storage Lockers

Starter Unit			Add-On Unit		
Part No.	W x D x H	Wgt. (lbs.)	Part No.	W x D x H	Wgt. (lbs.)
ST133	3' x 3' x 90"	120	AD133	3' x 3' x 90"	90
ST134	3' x 4' x 90"	135	AD134	3' x 4' x 90"	100
ST135	3' x 5' x 90"	150	AD135	3' x 5' x 90"	105
ST143	4' x 3' x 90"	130	AD143	4' x 3' x 90"	100
ST144	4' x 4' x 90"	145	AD144	4' x 4' x 90"	110
ST145	4' x 5' x 90"	160	AD145	4' x 5' x 90"	115

Double Tier Expanded Metal Stor-More® Bulk Storage Lockers

ST233	3' x 3' x 90"	130	AD233	3' x 3' x 90"	110
ST234	3' x 4' x 90"	160	AD234	3' x 4' x 90"	120
ST235	3' x 5' x 90"	180	AD235	3' x 5' x 90"	130
ST243	4' x 3' x 90"	140	AD243	4' x 3' x 90"	120
ST244	4' x 4' x 90"	170	AD244	4' x 4' x 90"	130
ST245	4' x 5' x 90"	190	AD245	4' x 5' x 90"	150

Triple Tier Expanded Metal Stor-More® Bulk Storage Lockers

ST333	3' x 3' x 90"	140	AD333	3' x 3' x 90"	120
ST334	3' x 4' x 90"	180	AD334	3' x 4' x 90"	160
ST335	3' x 5' x 90"	200	AD335	3' x 5' x 90"	180
ST343	4' x 3' x 90"	160	AD343	4' x 3' x 90"	140
ST344	4' x 4' x 90"	190	AD344	4' x 4' x 90"	170
ST345	4' x 5' x 90"	210	AD345	4' x 5' x 90"	190

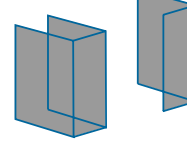
Options

Part No.	W x D	Wgt. (lbs.)
Locker Tops		
TP33	3' x 3'	6
TP34	3' x 4'	6
TP35	3' x 5'	8
TP43	4' x 3'	6
TP44	4' x 4'	8
TP45	4' x 5'	8
Bottom Shelf		
LS33	3' x 3'	20
LS34	3' x 4'	25
LS35	3' x 5'	30
LS43	4' x 3'	20
LS44	4' x 4'	25
LS45	4' x 5'	30
Locker Backs		
BP3	3' x 90"	30
BP4	4' x 90"	40
Powder Coating		
Consult factory		

CUSTOM SIZES AVAILABLE

Modular design makes Stor-More® Lockers easy to plan, install and relocate. Available in single, double and triple tier units, and can be combined. Begin with Starter unit, single, double or triple tier; complete row with Add-On units.

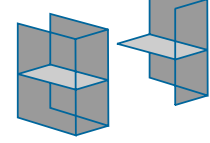
Single Tier



Starter
1 Single tier door
2 End run panels

Add-On
1 Single tier door
1 Side panel

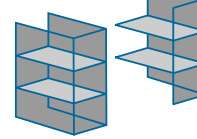
Double Tier



Starter
1 Double tier door
2 End run panels
1 Shelf

Add-On
1 Double tier door
1 Side panel
1 Shelf

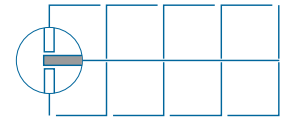
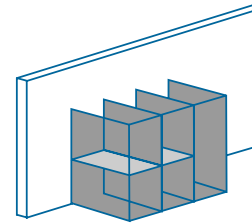
Triple Tier



Starter
1 Triple tier door
2 End run panels
2 Shelves

Add-On
1 Triple tier door
1 Side panel
2 Shelves

Single row locker configurations installed against an existing wall do not require optional back panels. Double row locker configurations share common back panels.



Solution Dynamics Inc

GSA: GS-07F-0370U
CCR Cage: 4BFN4

PH: 262-521-5730 FX: 262-521-5733

POC: Jackie Payne Email: Jackie@sodyinc.com