


## Aluminum Dock Plate Models A-B

*Aluminum products are ideal for low to medium volume dock loading applications*



- Recommended for non-powered loading applications
- Low-cost solution to light activity applications
- Wide range of widths available from 30" to 72"
- Capacities are size-specific
- Bolt-on steel legs for securing position between the dock and the trailer
- Lip bend is 11°. Standard lip length for conventional trailers is 11"; option of 14" for refrigerated applications
- Designed to work well with pallet trucks or other non-powered loading equipment
- Machine beveled deck edges allow for smooth transition

Solution Dynamics Inc  
www.sodyinc.com  
PH: 877-860-3620  
FX: 262-521-5733

ALUMINUM DOCK PLATES  
MODELS A & B

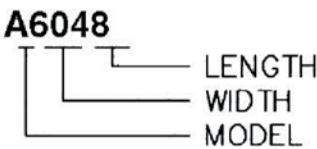
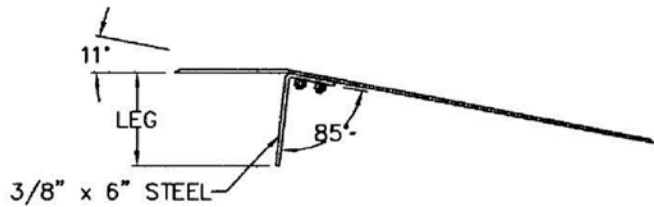
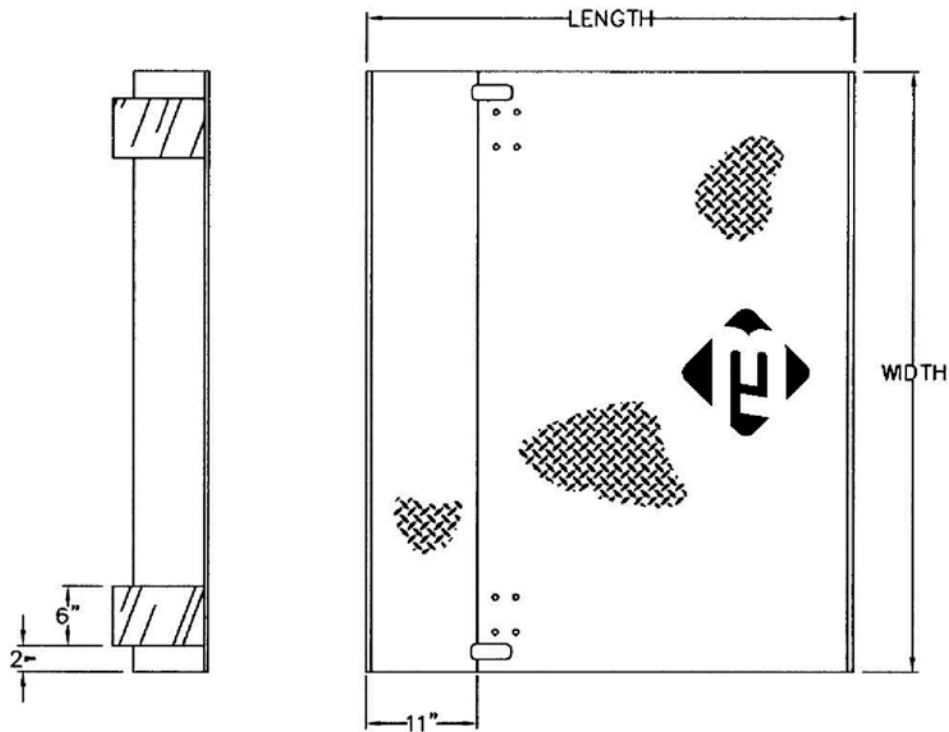


PLATE LENGTH	LEG LENGTH
24"–36"	7"
42"–48"	9"
54"–60"	11"
66"–72"	13"
78"–96"	17"